

TABLE I
COMPARISON OF YIELDS OF KNO_2 AND $\text{Pb}(\text{NO}_2)_2$

	Dose, e.v./g. \times 18×10^{-19}	O_2 , $\mu\text{moles/g.}$	NO_2 , $\mu\text{moles/g.}$	G/O_2	G/NO_2^-
KNO_3	160	18.8	36.4	0.71	1.38
	65.5	7.5	13.5	.70	1.25
	55.5	6.5	12.5	.71	1.36
PbNO_3	90.2	6.3	6.2	.42	0.42
	59.1	4.07	4.08	.42	0.42
	261.0	9.78	18.65	.23	0.43
	161	7.9631	...

not removed by boiling. The absorption spectra of this solution (curve A,⁶ Fig. 2) when compared to that of the non-irradiated salt, shows that NO_2^- is the only new chemical species. The only plausible explanation for the amber color is that it is due to a colloidal suspension and the only feasible substance to be in colloidal suspension is PbO .

A possible mechanism for the decomposition of $\text{Pb}(\text{NO}_3)_2$ and perhaps other inorganic salts containing both covalent and ionic bonds is that the electronic excitation energy received is rapidly transferred to lattice vibrational energy. This vibrational energy may be assumed to cause high local temperatures^{7a,b} which are sufficient to

(6) This curve was extended to 1100 $m\mu$ not shown in Fig. 2.

(7) (a) F. Dessauer, *Z. Physik*, **38**, 12 (1923); (b) F. Seitz and J. S. Kohler, "Solid State Physics," Vol. II, Academic Press, New York, N. Y., pp. 351-448.

thermally decompose the salt. The products then should be similar to those found in the thermal decomposition. A thermal mechanism is consistent with the observation of Cunningham and Heal^{2a} that the yield (G -values) of the nitrates is proportional to the "Free Volume" as suggested by Hennig, Lees and Matheson.⁵

There is, of course, no positive evidence to support a thermal mechanism or a free radical mechanism.^{2b} However, reflectance spectra of irradiated $\text{Pb}(\text{NO}_3)_2$ and KNO_3 (Fig. 3) show an absorption maximum at about 3500 Å. A similar peak at about 3600 Å. is found in the reflectance spectra of γ -ray irradiated sodium azide.⁸ Heat treatment of unirradiated NaN_3 crystals also produces an absorption band at about 3600 Å. indicating that this band is connected with the decomposition of NaN_3 brought about either by irradiation or thermal treatment.

It is believed that the band at 3400 Å. found in irradiated $\text{Pb}(\text{NO}_3)_2$ is associated with the decomposition of the material; *i.e.*, it is possible that the band could be associated with metastable nitrate ions. Heating irradiated $\text{Pb}(\text{NO}_3)_2$ at 60° for several days results in a decrease in the intensity of the band at 3400 Å. with a corresponding decrease in the NO_2^- concentration, but no decrease in the oxygen concentration.

(8) H. Rosenwasser, R. W. Dreyfus and P. W. Levy, *J. Chem. Phys.*, **24**, 184 (1956).

HOBOKEN, N. J.

[CONTRIBUTION FROM THE SPRAGUE ELECTRIC COMPANY]

The Dissociation of Tetrachloriodide Salts

BY DONALD M. SMYTH AND MARJORIE E. CUTLER

RECEIVED MARCH 13, 1958

The total dissociation vapor pressures of the tetrachloriodide salts KICl_4 , RbICl_4 , NH_4ICl_4 and $\text{N}(\text{CH}_3)_4\text{ICl}_4$ have been measured over the temperature range 35-90°. Equilibrium pressures are obtained readily with increasing temperature but extremely slowly with decreasing temperature. Evidence is presented that the dissociation of KICl_4 proceeds through the dichloriodide, KICl_2 , as a solid intermediate rather than directly to KCl as previously reported.

Although the dissociation vapor pressures of polyhalide salts have been studied by many investigators,^{1,2,3,4} the evidence does not indicate clearly whether the dissociation reactions proceed directly to the simple halide or through an intermediate, simpler polyhalide in cases where such an intermediate compound exists. The literature is particularly confusing concerning the mode of decomposition of the salts of the ICl_4^- anion.

Caglioti and Centola⁴ have measured the equilibrium halogen pressure over potassium tetrachloriodide using the technique of Ephraim. They concluded that KICl_4 dissociates directly to KCl and ICl_3 , the latter undergoing further dissociation to ICl and Cl_2 . This would indicate that the dissociation vapor is made up of equal partial pressures of Cl_2 and ICl since the ICl_3 should be completely dissociated under the experimental conditions used.

(1) F. Ephraim, *Ber.*, **50**, 1069 (1917).

(2) H. W. Cremer and D. R. Duncan, *J. Chem. Soc.*, 2243 (1931).

(3) J. Cornog and E. E. Bauer, *THIS JOURNAL*, **64**, 2620 (1942).

(4) V. Caglioti and G. Centola, *Gazz. chim. ital.*, **63**, 907 (1933).

This conclusion is not thermodynamically compatible, however, with the equilibrium pressure of ICl over KICl_2 as measured by Cornog and Bauer.³ We also have measured the dissociation vapor pressure of KICl_4 and have made similar measurements on RbICl_4 , CsICl_4 , NH_4ICl_4 and $\text{N}(\text{CH}_3)_4\text{ICl}_4$. Our results differ somewhat from those of Caglioti and Centola, and in contrast to their conclusions we have direct evidence that KICl_2 is formed as a solid intermediate in the dissociation of KICl_4 .

Results

The experimentally obtained dissociation vapor data for the several salts are shown in Fig. 1 as plots of $\log p_{\text{mm}}$ versus the reciprocal absolute temperature. The appropriate constants for expressing the pressures in terms of an equation of the type

$$\log p_{\text{mm}} = \frac{A}{T^{\frac{1}{5}}K} + B \quad (1)$$

are given in Table I.

TABLE I
CONSTANTS FOR EXPRESSING DISSOCIATION PRESSURES IN
THE FORM $\log p_{\text{mm}} = \frac{A}{T \text{ } ^\circ\text{K.}} + B$

Salt	A, °K.	B
KICl ₄	3566.0	11.834
RbICl ₄	3230.6	10.359
NH ₄ ICl ₄	3124.6	10.631
N(CH ₃) ₄ ICl ₄	2507.3	7.861

Evidence for the formation of KICl₂ as an intermediate in the dissociation of KICl₄ was obtained by measuring the e.m.f. of the Ag-KICl₄ couple as a function of the decomposition of KICl₄. Solid electrolyte, electrochemical cells were prepared in which the anode is silver, the electrolyte a thin film of silver chloride and the cathode a mixture of a polyhalide salt and carbon black in an inert grease substrate. The polyhalide salt serves as a low pressure source of halogen vapor which is the active cathode constituent. Silver chloride is predominantly an ionic conductor and in the form of a thin film (~10 μ) serves as a stable, high impedance electrolyte. The e.m.f. of a Ag/AgCl/polyhalide cell is thus a function of the identity of the most active halogen (or polyhalogen) dissociation vapor present and its equilibrium pressure. Cells made with KICl₄ in the cathode have an e.m.f. of 1.04 volts at 25°. When these cells were subjected to elevated temperatures (100–125°) such that the KICl₄ was gradually decomposed it was found that in 21 out of 23 cells, the e.m.f. eventually dropped abruptly to 0.89 volt and remained constant at this value for a time comparable with the duration of the original e.m.f. When cells were constructed with cathodes containing KICl₂ rather than KICl₄ the e.m.f. was found to be 0.89 volt. This is a positive indication of the formation of KICl₂ as an intermediate, solid dissociation product by the loss of Cl₂ from KICl₄.

The dissociation pressures measured for CsICl₄ were not significantly different from those found for RbICl₄. This led to a suspicion that the CsICl₄ might contain RbICl₄ and that this impurity was the determining factor for the dissociation vapor pressure. Samples of CsICl₄ and RbICl₄ were thermally decomposed to the chlorides and analyzed by emission spectroscopy. The following impurity contents were estimated: in the CsCl: ≈0.5% K, ~3% Rb, ~0.01% Na; in the RbCl: >>1% K, ~0.01% Na, >10% Cs. It is assumed that the amount of RbICl₄ in the CsICl₄ was sufficient to determine the dissociation pressure and the results obtained for CsICl₄ have not been included for this reason. A substantial amount of potassium was found in the RbCl; if this was originally present as KICl₄ it must have been decomposed to KCl in the vacuum drying operation since the RbICl₄ was found to have dissociation pressures distinctly different from those of KICl₄ and KICl₂. The presence of CsICl₄ in the RbICl₄ would not be detrimental since the latter should have the higher dissociation pressure.

Discussion

Our data for the dissociation pressures of KICl₄ and those of Caglioti and Centola are compared in

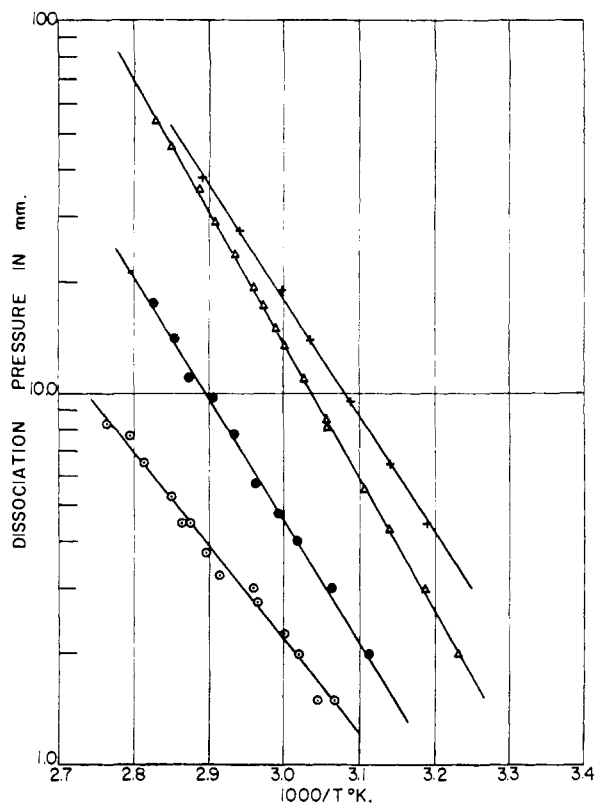
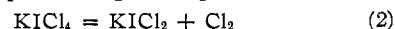


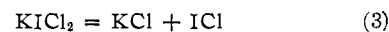
Fig. 1.—Dissociation vapor pressures of tetrachloroiodide salts: +, NH₄ICl₄; Δ, KICl₄; ●, RbICl₄; ○, N(CH₃)₄ICl₄.

Fig. 2. It is seen that the earlier data differ in detail from ours and do not give a straight line on a $\log p$ vs. $1/T$ plot. There was a possibility that this deviation from usual behavior could be justified in two possible ways.

For pressures greater than 1 mm. the data could be considered as being made up of two intersecting straight lines representing the equilibrium



in the low temperature range with the further dissociation step



becoming significant at higher temperatures. If this were the case, one should obtain the high temperature dissociation pressures found by Caglioti and Centola by adding the dissociation pressure of KICl₂ to an extrapolation of the low temperature slope into the high temperature region. When this is done using the data of Cornog and Bauer³ for the dissociation pressure of KICl₂, however, no such correlation is obtained.

The other possible explanation involves the assumption that the term containing the heat capacity, ΔC_p , for the dissociation reaction is negligible over the experimental temperature range in the precise expression

$$\ln K_p = -\frac{\Delta H_0}{RT} + \frac{\Delta C_p}{R} \ln T + I \quad (4)$$

where ΔH_0 is the standard change in heat content for the dissociation reaction, ΔC_p is the difference in

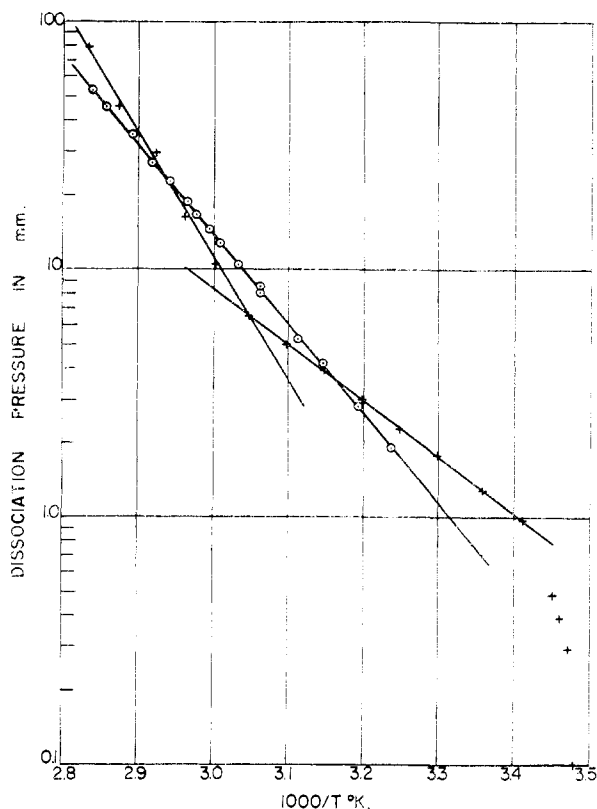


Fig. 2.—Comparison of dissociation pressure data for $KICl_4$: +, Caglioti and Centola; O, Smyth and Cutler.

heat capacities of the final and initial states at constant pressure, I is a constant, and K_p is the equilibrium constant for the reaction. If the heat capacity term is not negligible, a plot of $\log p$ vs. $1/T$ will not be a straight line as is usually assumed.⁵

Using an estimated value of -7.2 cal./degree for ΔC_p , values of ΔH_0 and of I have been evaluated using the dissociation pressures at the two temperatures where Caglioti and Centola's data cross ours, 43.2 and 67.2° , by relating K_p to the observed total pressure over $KICl_4$ and the dissociation pressure of $KICl_2$ as given by Cornog and Bauer. Values of K_p were then calculated from equation 4 for two intermediate temperatures, 58 and 80.5° , and compared with values obtained from the two sets of experimental data: calculated K_p , 16.3 and 251 ; from our data, 16.1 and 254 ; from the data of Caglioti and Centola, 10.7 and 386 . A change in the estimated ΔC_p by a factor of two would change the calculated values of K_p by less than 1% . It is apparent that the data of Caglioti and Centola deviate substantially from the calculated curve, and the curvature is in the opposite direction. It would require a ΔC_p of opposite sign and of much greater magnitude to fit their data. We feel, therefore, that our data more nearly represent the true values. It is interesting to note that our data for the dissociation pressure of NH_4ICl_4 show a small but distinct curvature in the direction required by the sign of the heat capacity term. It would be expected that the effect would be larger in the case of

(5) S. Glasstone, "A Textbook of Physical Chemistry," 2nd Ed., D. Van Nostrand Co., Inc., New York, N. Y., 1946, p. 331.

NH_4ICl_4 since its heat capacity should be larger than that of $KICl_4$ due to the more complex cation.

Caglioti and Centola state that the dissociation of $KICl_4$ proceeds directly to KCl without the formation of $KICl_2$ as an intermediate. They present three supporting arguments: (a) ICl_3 was observed as a condensed, solid phase under many experimental conditions, (b) a plot of weight loss versus time for the continuous dissociation of $KICl_4$ showed no abrupt change in the rate of dissociation, and (c) only KCl could be detected as a solid decomposition product by X-ray diffraction techniques. On the other hand it is difficult to see why $KICl_2$ is not formed as a decomposition product since its dissociation pressure is considerably less than half the total pressure over $KICl_4$. From thermodynamic considerations, even if the initial dissociation step were a complete breakdown to KCl and ICl_3 , the ICl_3 would dissociate completely to Cl_2 and ICl and the latter should recombine with KCl to form $KICl_2$ until the ICl pressure is reduced to its equilibrium value over $KICl_2$.

The arguments offered in support of a one step dissociation by Caglioti and Centola can also be explained in terms of a two-step dissociation. Their observation of ICl_3 as a solid condensate from the dissociation of $KICl_4$ must have been made in an incompletely thermostated system. In our experiments no solid ICl_3 was noted unless the dissociation vapor had access to a surface appreciably cooler than the $KICl_4$. In such a case, ICl_3 was frequently observed to condense as would be expected considering the dissociation pressure of ICl_3 as given by Nies and Yost.⁶ The requirement for condensation is that the temperature of some part of the system be such that $K_{p(ICl_3)} = p_{ICl}p_{Cl_2}$ is smaller than the value of $K_{p(KICl_4)} = p_{ICl}p_{Cl_2}$ at the $KICl_4$ temperature.

One would not expect an abrupt break in the rate at which $KICl_4$ loses weight since it is losing both Cl_2 and ICl at all temperatures and the rate should change only as the exposed surface areas change until all of the Cl_2 is finally lost. Actually the weight loss curve shown by Caglioti and Centola does show a gradual decrease in slope when the $KICl_4$ has lost about 75% of the total calculated weight loss and this may correspond to total depletion of chlorine.

The failure to observe $KICl_2$ as a decomposition residue by X-ray diffraction is probably due to the poor crystallinity of these materials. One would expect in particular that the solid dissociation products would be extremely finely divided and in a poorly crystalline state. We were able to obtain fair diffraction patterns from $KICl_4$, but a diffraction pattern obtained from $KICl_2$ showed no significant lines except those attributable to KCl . Thus it is not surprising that the diffraction pattern of partially dissociated $KICl_4$ reported by Caglioti and Centola showed only characteristics of $KICl_4$ and KCl .

We have obtained direct evidence of the formation of $KICl_2$ as an intermediate by measuring the e.m.f. of $Ag/AgCl/KICl_4$ cells as a function of the decomposition of the polyhalide. Two stable

(6) N. P. Nies and D. M. Yost, *This Journal*, **57**, 306 (1935).

e.m.f.'s were observed: the initial value of 1.04 volts attributable to a $\text{Ag}/\text{AgCl}/\text{Cl}_2$ cell in which the Cl_2 is in equilibrium with KICl_4 , and a subsequent value of 0.89 volt which was shown to be the e.m.f. of a $\text{Ag}/\text{AgCl}/\text{ICl}$ cell in which the ICl is in equilibrium with KICl_2 .

Thus it is shown that KICl_4 dissociates in the two steps shown in equations (2) and (3) with the greater part of the pressure being due to chlorine as can be seen by comparing the dissociation data of Cornog and Bauer for KICl_2 with our data for KICl_4 .

The rate at which equilibrium was attained in the pressure measurements depended on the stability of the salt. KICl_4 and NH_4ICl_4 came to equilibrium in about one hour while it was necessary to allow a full day between pressure readings for the rubidium, cesium and tetramethylammonium salts. All of the data were taken in the direction of increasing temperature since equilibrium was attained very much more slowly in the direction of decreasing temperature. The KICl_4 system did appear to be reversible above 60° , but after cooling to 25° , pressures ten times greater than the equilibrium value were maintained for several days without change. This irreversible effect may be caused by the formation of a protective film over the KCl or KICl_2 by their initial recombination with ICl or Cl_2 as the temperature is reduced. This coating hinders the access of halogen to the underlying salt and thus delays further recombination. On the other hand, equilibrium is not hindered by decomposition since the finely divided solid dissociation products fall away from the KICl_4 and expose undissociated surface.

Experimental

The tetrachloroiodide salts were prepared as described by Chattaway and Garton⁷ by passing a stream of chlorine into a saturated aqueous solution of the appropriate iodide or into a saturated solution of the chloride to which slightly less than an equivalent of iodine has been added. A deliberate deficit of iodine was used to ensure the absence of ICl_3 which would give false vapor data. The chlorine stream was continued for about two hours after the liberated iodine or original iodine had redissolved. The solution was then cooled in ice-water and the yellow crystalline product separated by means of a suction filter. The tetrachloroiodide salts were vacuum dried over Drierite.

(7) F. D. Chattaway and F. L. Garton, *J. Chem. Soc.*, **125**, 183 (1924).

The KICl_2 was made by adding a slight deficit of triply recrystallized ICl to a saturated aqueous solution of KCl . The product was separated and dried as above.

The identities of the samples were determined by measuring their weight loss after complete thermal dissociation. Although the weight loss was generally less by 1-2% than the calculated loss for the pure salt, this test gave assurance that the salts were essentially the tetrachloroiodides and not dichloroiodides. The small discrepancy in weight loss is attributed to previous loss during the extensive vacuum drying period or to the use of excess chloride in the original preparation.

The salts were prepared from Baker and Adamson reagent grade potassium iodide, potassium chloride and ammonium iodide, Eastman tetramethylammonium iodide, Fisher purified rubidium chloride and cesium chloride, Matheson, Coleman and Bell reagent grade iodine and Matheson chlorine.

The dissociation vapor pressures were measured in an apparatus similar to that of Ephraim.¹ This consisted of a detachable sample section comprised of sample bulb, safety trap and null-balancing manometer. The design was such that the part of the apparatus containing the tetrachloroiodide and its equilibrium vapor was completely thermostated. This is necessary to avoid condensation of ICl_3 in the higher pressure regions.

Between each experimental run the detachable section was cleaned and dried at 110° . It was then attached to the main apparatus and the small null-indicating manometer was filled to a suitable level with Baker and Adamson reagent sulfuric acid. After introduction of the polyhalide salt, both sides of the apparatus were evacuated at about the same rate so that the sulfuric acid remained in approximate balance. The acid was outgassed by cautious flaming and the sample section was sealed off. After equilibrium had been attained at the desired temperature the dissociation pressure of the sample was balanced in the external apparatus by introduction or withdrawal of air. The balanced pressure was then read on a mercury manometer against a wooden meter stick whose slight scale misalignment was taken into account. The pressure readings are considered accurate to ± 0.25 mm. Pressures were measured at 3-4° intervals up to about 80° after which the apparatus was cleaned and recharged. This procedure was necessary because equilibrium under conditions of decreasing temperature was not attained even after days.

The construction of the solid electrolyte cells will be described elsewhere. The e.m.f.'s of these cells were measured with a Keithley Vacuum Tube Electrometer, Model 210.

Acknowledgment.—This work has been carried out as a part of United States Army Signal Laboratories Contract DA-36-039-sc-72349.

The analyses by emission spectroscopy were performed by Dr. Robert Fellows and mathematical analysis of the data was carried out by Miss Kathryn Church.

NORTH ADAMS, MASS.